

MegaMile[®]

DEALER PRODUCT MANUAL



TABLE OF CONTENTS

Table of Contents 1

Product Availability 2

 All Position 2

 Drive 2

 Trailer 2

RETREADS QUICK REFERENCE TREAD GUIDE

Product Availability (32nds Tread Depth in Shaded Boxes)

All-Position

Tread Size - mm

Tread Size - std

Drive

Tread Size - mm

Tread Size - std


* Recommended for speeds less than 65 mph

** Used in intermittent highway service with maximum speed of 50 mph and not to exceed a distance traveled of 50 miles in any 1-1/2 hour period

Trailer

Tread Size - mm

Tread Size - std



GLOBAL

MegaMile® Global is an all position rib retread designed for use in a variety of applications.

POSITION

All-Position

APPLICATION

Regional / Line Haul / Urban

BENEFITS AND FEATURES

- Five-rib design provides lateral and directional control.
- Multi-purpose rib design for trailer, pick-up & delivery.
- Also available with Serra-Sipe®.

SPECIFICATIONS

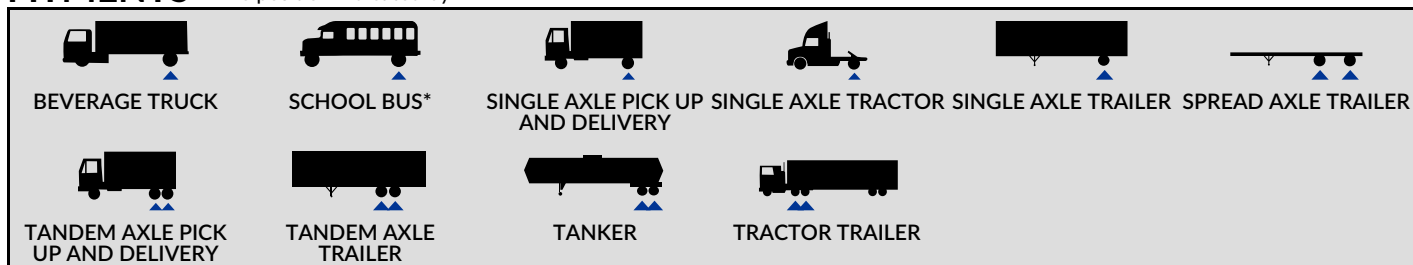
Radial Only

SIZE		BASE WIDTH		TREAD DEPTH		MSPN
mm	std.	mm	in.	mm	in.	
210	8.5N	210	8.27	12 mm	15/32	02775
220	9	220	8.66	12 mm	15/32	50424
230	9.5	230	9.06	12 mm	15/32	02695


For size 210 mm - Also available with Serra-Sipe®.

FITMENTS

Axle position indicated by "▲"



* "No bus shall be operated with regrooved, recapped or retreaded tires on the front wheels." US Code of Federal Regulations: Title 49, Transportation; Part 393.75.



GLOBAL SIPED

MegaMile® Global Siped is an all position rib retread designed for use in a variety of applications.

POSITION

All-Position

APPLICATION

Regional / Line Haul / Urban

BENEFITS AND FEATURES

- Five-rib design provides lateral and directional control.
- Multi-purpose rib design for trailer, pick-up & delivery.

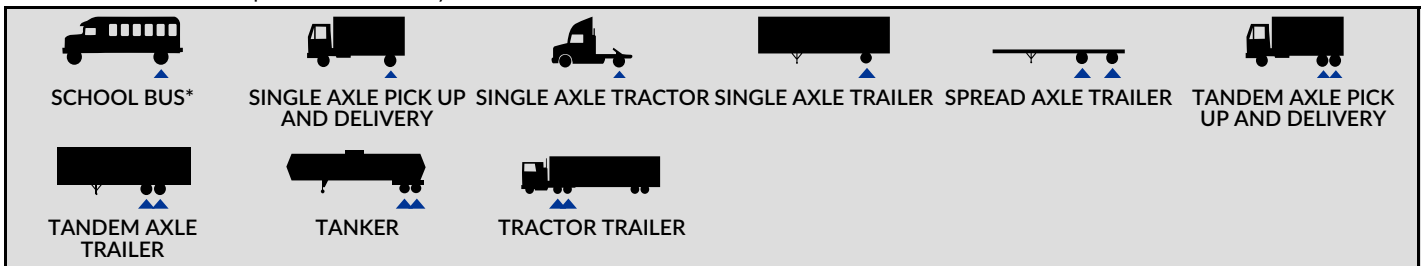
SPECIFICATIONS

Radial Only


SIZE		BASE WIDTH		TREAD DEPTH		MSPN
mm	std.	mm	in.	mm	in.	
210	8.5N	210	8.27	12 mm	15/32	02887

FITMENTS

Axle position indicated by "▲"



* "No bus shall be operated with regrooved, recapped or retreaded tires on the front wheels." US Code of Federal Regulations: Title 49, Transportation; Part 393.75.



HIGHWAY LP

MegaMile® Highway LP is an all position rib retread with good mileage designed for use in line haul and regional applications.

POSITION

All-Position

APPLICATION

Line Haul / Regional

BENEFITS AND FEATURES

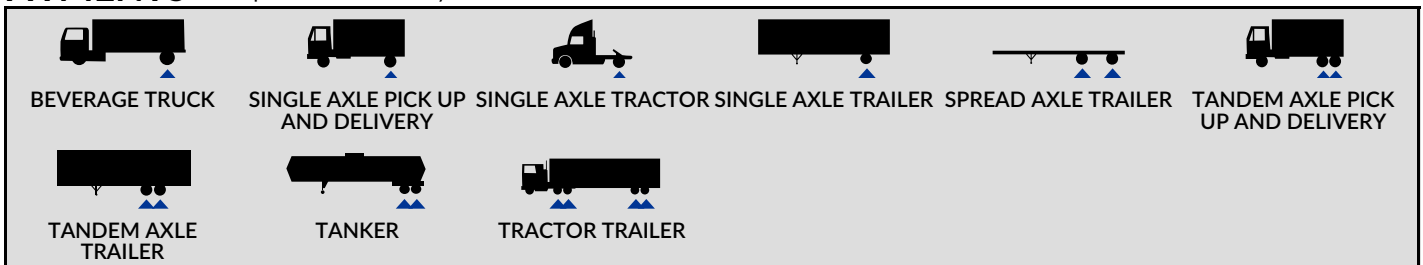
- Recommended for radial casings.


SPECIFICATIONS

Radial Only


SIZE		BASE WIDTH		TREAD DEPTH		MSPN
mm	std.	mm	in.	mm	in.	
205	8	205	8.07	14 mm	18/32	04859
215	8.5	215	8.46	14 mm	18/32	04857

FITMENTS Axle position indicated by "▲"





Size: 7



Sizes: 8, 8.5N, 9 & 10.5

SPREAD AXLE (MegaMile)

MegaMile® Spread Axle is a steer/all position rib retread designed for use on spread axle trailers.

POSITION

All-Position

APPLICATION

Regional / Line Haul / On/Off Road

BENEFITS AND FEATURES

- Outstanding performance on typical spread axle positions.
- Recommended for radial casings.

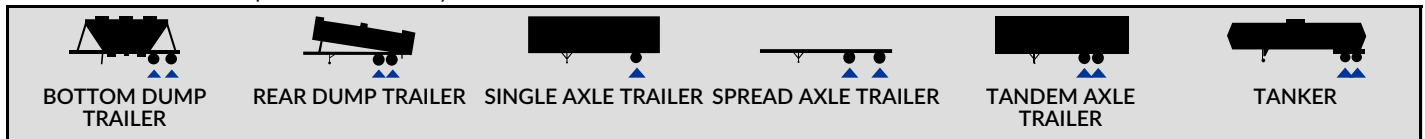
SPECIFICATIONS


Radial Only

SIZE		BASE WIDTH		TREAD DEPTH		MSPN
mm	std.	mm	in.	mm	in.	
194	7	194	7.64	14 mm	18/32	84063
205	8	205	8.07	14 mm	18/32	06370
210	8.5	210	8.27	14 mm	18/32	68761
220	9	220	8.66	14 mm	18/32	39435
240	10.5	240	9.45	16 mm	20/32	82838

FITMENTS

Axle position indicated by "▲"





WASTE HAULER RIB (MegaMile)

MegaMile® Waste Hauler Rib is a steer/all position retread with good traction and mileage in waste applications.

POSITION

All-Position

APPLICATION

Urban / On/Off Road

BENEFITS AND FEATURES

SPECIFICATIONS


Radial Only

SIZE		BASE WIDTH		TREAD DEPTH		MSPN
mm	std.	mm	in.	mm	in.	
205	8	205	8.07	19 mm	24/32	09900
215	8.5	215	8.46	19 mm	24/32	09910
230	9.5	230	9.06	19 mm	24/32	10170
240	10.5	240	9.45	19 mm	24/32	10052
245	11	245	9.65	21 mm	26/32	10375

FITMENTS

Axle position indicated by "▲"





WIDE BASE RIB

MegaMile® Wide Base Rib is an all position retread designed for use in regional and on/off road applications.

POSITION

All-Position

APPLICATION

Regional / On/Off Road

BENEFITS AND FEATURES

SPECIFICATIONS

Radial/Bias


SIZE		BASE WIDTH		TREAD DEPTH		MSPN
mm	std.	mm	in.	mm	in.	
290	15	290	11.42	13 mm	16/32	10474
310	16	310	12.20	13 mm	16/32	10499
360	18	360	14.17	13 mm	16/32	10555

FITMENTS Axle position indicated by "▲"

 BOTTOM DUMP TRAILER	 CEMENT TRUCK	 REAR DUMP TRAILER	 TANKER
--------------------------------	-------------------------	------------------------------	-------------------



ATD



MegaMile® ATD is a drive axle retread with good snow and wet traction for use on line haul and regional applications.

POSITION

Drive

APPLICATION

Regional / Line Haul / Urban

BENEFITS AND FEATURES

SPECIFICATIONS

Radial Only

SIZE		BASE WIDTH		TREAD DEPTH		MSPN
mm	std.	mm	in.	mm	in.	
210	8.5N	210	8.27	20 mm	25/32	60806
220	9	220	8.66	20 mm	25/32	61067
230	9.5	230	9.06	20 mm	25/32	61364
240	10.5	240	9.45	20 mm	25/32	60478
250	12	250	9.84	20 mm	25/32	60516

For size 250 mm - Recommended for speeds less than 65 mph.

FITMENTS

Axle position indicated by "▲"

 BEVERAGE TRUCK	 SINGLE AXLE PICK UP AND DELIVERY	 SINGLE AXLE TRACTOR	 SNOW PLOW	 TANDEM AXLE PICK UP AND DELIVERY	 TRACTOR TRAILER
--------------------	--------------------------------------	-------------------------	---------------	--------------------------------------	---------------------



DEEP DRIVE

MegaMile® Deep Drive is a drive axle retread with good traction for line haul and regional applications.

POSITION

Drive

APPLICATION

Regional / Line Haul / On/Off Road

BENEFITS AND FEATURES

SPECIFICATIONS

Radial Only


SIZE		BASE WIDTH		TREAD DEPTH		MSPN
mm	std.	mm	in.	mm	in.	
195	7	195	7.68	17 mm	22/32	01113
205	8	205	8.07	17 mm	22/32	01135
215	8.5	215	8.46	17 mm	22/32	01215
220	9	220	8.66	17 mm	22/32	01367

FITMENTS

Axle position indicated by "▲"

 BEVERAGE TRUCK	 SCHOOL BUS*	 SINGLE AXLE PICK UP AND DELIVERY	 SINGLE AXLE TRACTOR	 TANDEM AXLE PICK UP AND DELIVERY	 TRACTOR TRAILER
--------------------	-----------------	--------------------------------------	-------------------------	--------------------------------------	---------------------

* "No bus shall be operated with regrooved, recapped or retreaded tires on the front wheels." US Code of Federal Regulations: Title 49, Transportation; Part 393.75.



DRIVE MASTER

MegaMile® Drive Master is a drive axle retread designed for use on regional and urban school bus applications.

POSITION

Drive

APPLICATION

Regional / Urban

BENEFITS AND FEATURES

SPECIFICATIONS

Radial Only


SIZE		BASE WIDTH		TREAD DEPTH		MSPN
mm	std.	mm	in.	mm	in.	
180	6	180	7.09	17 mm	22/32	02144
195	7	195	7.68	17 mm	22/32	02171
205	8	205	8.07	17 mm	22/32	02276
220	9	220	8.66	17 mm	22/32	02425

FITMENTS

Axle position indicated by "▲"

 DUMP TRUCK	 SCHOOL BUS*	 SINGLE AXLE PICK UP AND DELIVERY	 TANDEM AXLE PICK UP AND DELIVERY
-----------------------	------------------------	---	---

* "No bus shall be operated with regrooved, recapped or retreaded tires on the front wheels." US Code of Federal Regulations: Title 49, Transportation; Part 393.75.



HCM

MegaMile® HCM is a drive axle retard tread with deep tread depth designed for use in construction and logging applications.*

*For size 250 mm: Used in intermittent highway service with maximum speed of 50 mph and not to exceed a distance traveled of 50 miles in any 1-1/2 hour period.

POSITION

Drive

APPLICATION

On/Off Road / Urban

BENEFITS AND FEATURES

SPECIFICATIONS

Radial Only


SIZE		BASE WIDTH		TREAD DEPTH		MSPN
mm	std.	mm	in.	mm	in.	
205	8	205	8.07	22 mm	28/32	03013
220	9	220	8.66	22 mm	28/32	03057
235	10	235	9.25	22 mm	28/32	03066
250	12	250	9.84	22 mm	28/32	03151

Used in intermittent highway service with maximum speed of 50 mph and not to exceed a distance traveled of 50 miles in any 1-1/2 hour period.


FITMENTS

Axle position indicated by "▲"

 CEMENT TRUCK	 DUMP TRUCK	 LOGGING TRUCK	 MINING TRUCK	 OFF HIGHWAY QUARRY DUMP	 WASTE TRUCK
------------------	----------------	-------------------	------------------	--------------------------------	-----------------



HWT



MegaMile® HWT is drive axle retread with mud and snow traction for use on single and tandem axle applications.

POSITION

Drive

APPLICATION

Regional / Line Haul

BENEFITS AND FEATURES


SPECIFICATIONS

Radial Only

SIZE		BASE WIDTH		TREAD DEPTH		MSPN
mm	std.	mm	in.	mm	in.	
195	7	195	7.68	21 mm	26/32	05137
205	8	205	8.07	21 mm	26/32	05175
220	9	220	8.66	21 mm	26/32	00583

FITMENTS Axle position indicated by "▲"

 BEVERAGE TRUCK	 SINGLE AXLE PICK UP AND DELIVERY	 SINGLE AXLE TRACTOR	 SNOW PLOW	 TANDEM AXLE PICK UP AND DELIVERY	 TANDEM AXLE TRACTOR
 TRACTOR TRAILER					



MM TRACTION

MegaMile® MM Traction is a lug retread design with good traction for use in general drive applications.

POSITION

Drive

APPLICATION

Line Haul / Regional / Urban

BENEFITS AND FEATURES


SPECIFICATIONS

Radial/Bias

SIZE		BASE WIDTH		TREAD DEPTH		MSPN
mm	std.	mm	in.	mm	in.	
205	8	205	8.07	21 mm	26/32	06187
220	9	220	8.66	21 mm	26/32	06227
230	9.5	230	9.06	21 mm	26/32	78473
240	10	240	9.45	21 mm	26/32	80901

FITMENTS Axle position indicated by "▲"

 SINGLE AXLE TRACTOR	 TRACTOR TRAILER
--	--



POWER TRAC

MegaMile® Power Trac is a drive axle retread with deep tread depth designed for use in multiple applications.

POSITION

Drive

APPLICATION

Line Haul / Regional

BENEFITS AND FEATURES


SPECIFICATIONS

Radial Only

SIZE		BASE WIDTH		TREAD DEPTH		MSPN
mm	std.	mm	in.	mm	in.	
205	8	205	8.07	19 mm	24/32	07021
215	8.5	215	8.46	19 mm	24/32	07033
230	9.5	230	9.06	19 mm	24/32	60609

FITMENTS Axle position indicated by "▲"

 DUMP TRUCK	 SINGLE AXLE TRACTOR	 TRACTOR TRAILER
-----------------------	--------------------------------	----------------------------



PTT

MegaMile® PTT is a drive axle retread with good traction for a variety of line haul and regional applications.

POSITION

Drive

APPLICATION

Regional / Line Haul / Urban

BENEFITS AND FEATURES

SPECIFICATIONS


Radial Only

SIZE		BASE WIDTH		TREAD DEPTH		MSPN
mm	std.	mm	in.	mm	in.	
195	7	195	7.68	17 mm	22/32	23205
205	8	205	8.07	17 mm	22/32	29814
215	8.5	215	8.46	17 mm	22/32	01748
220	9	220	8.66	17 mm	22/32	14107
230	9.5	230	9.06	17 mm	22/32	38001
240	10.5	240	9.45	17 mm	22/32	07309

FITMENTS

Axle position indicated by "▲"

 BEVERAGE TRUCK	 DUMP TRUCK	 SINGLE AXLE PICK UP AND DELIVERY	 SINGLE AXLE TRACTOR	 TANDEM AXLE PICK UP AND DELIVERY	 TRACTOR TRAILER
--------------------	----------------	--------------------------------------	-------------------------	--------------------------------------	---------------------



TA 222

MegaMile® TA 222 is a drive axle retread with good traction for a variety of applications.

POSITION

Drive

APPLICATION

Regional / Line Haul

BENEFITS AND FEATURES


SPECIFICATIONS

Radial Only

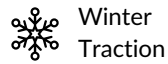
SIZE		BASE WIDTH		TREAD DEPTH		MSPN
mm	std.	mm	in.	mm	in.	
205	8	205	8.07	16 mm	20/32	08691
215	8.5	215	8.46	16 mm	20/32	08703
220	9	220	8.66	16 mm	20/32	08728

FITMENTS Axle position indicated by "▲"

 BEVERAGE TRUCK	 DUMP TRUCK	 SINGLE AXLE PICK UP AND DELIVERY	 SINGLE AXLE TRACTOR	 TANDEM AXLE PICK UP AND DELIVERY	 TRACTOR TRAILER
--------------------	----------------	--------------------------------------	-------------------------	--------------------------------------	---------------------



ULTRA GRIP



MegaMile® Ultra Grip is a lug drive axle retread designed for good grip for a variety of applications.*

*Federal Motor Carrier Safety Regulations, 9 C.F.R. § 395.75 (d), specify that "no bus shall be operated with regrooved, recapped or retreaded tires on the front wheels."

POSITION

Drive

APPLICATION

Regional / Urban / On/Off Road

BENEFITS AND FEATURES

SPECIFICATIONS

Radial/Bias

SIZE		BASE WIDTH		TREAD DEPTH		MSPN
mm	std.	mm	in.	mm	in.	
195	7	195	7.68	17 mm	22/32	09462
205	8	205	8.07	17 mm	22/32	09474
220	9	220	8.66	17 mm	22/32	09625

FITMENTS

Axle position indicated by "▲"



* "No bus shall be operated with regrooved, recapped or retreaded tires on the front wheels." US Code of Federal Regulations: Title 49, Transportation; Part 393.75.



WIDE BASE LUG

MegaMile® Wide Base Lug is a drive axle retread with deep tread depth for use in on and off road applications including concrete mixers and front-end loaders.

POSITION

Drive

APPLICATION

On/Off Road

BENEFITS AND FEATURES

SPECIFICATIONS

Radial/Bias


SIZE		BASE WIDTH		TREAD DEPTH		MSPN
mm	std.	mm	in.	mm	in.	
290	15	290	11.42	21 mm	26/32	42394
330	21	330	12.99	21 mm	26/32	39509

FITMENTS

Axle position indicated by "▲"



CEMENT TRUCK



Z TRAK

MegaMile® Z Trac is a drive axle retread with a deep tread depth for long mileage use in construction, logging and waste applications.

POSITION

Drive

APPLICATION

Urban / On/Off Road

BENEFITS AND FEATURES

SPECIFICATIONS


Radial Only

SIZE		BASE WIDTH		TREAD DEPTH		MSPN
mm	std.	mm	in.	mm	in.	
205	8	205	8.07	21 mm	26/32	10746
220	9	220	8.66	21 mm	26/32	15869
240	10.5	240	9.45	21 mm	26/32	14162
245	11	245	9.65	25 mm	32/32	10922
255	12.5	255	10.04	25 mm	32/32	11148

FITMENTS

Axle position indicated by "▲"

 CEMENT TRUCK	 DUMP TRUCK	 WASTE TRUCK
------------------	----------------	-----------------



HIGHWAY LP (S)



MegaMile® Highway LP (S) is a trailer axle retread with good mileage designed for use in line haul, regional and light truck applications.

POSITION

Trailer

APPLICATION

Line Haul / Regional / Urban

BENEFITS AND FEATURES

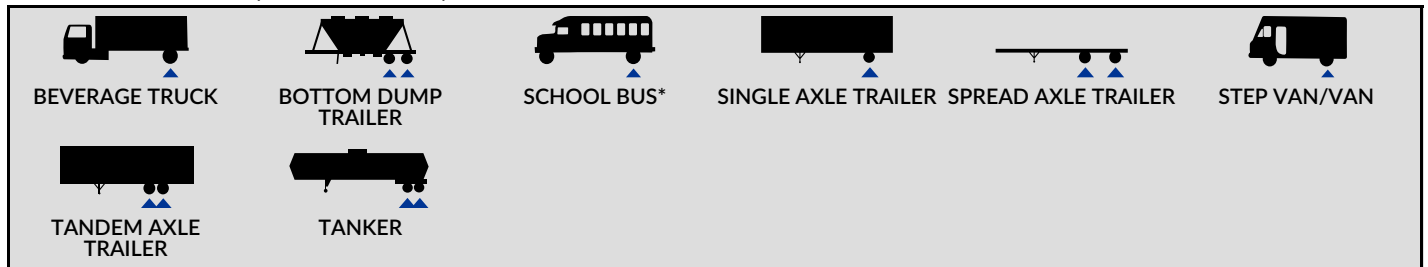
SPECIFICATIONS

Radial Only


SIZE		BASE WIDTH		TREAD DEPTH		MSPN
mm	std.	mm	in.	mm	in.	
180	6	180	7.09	10 mm	12/32	03545
205	8	205	8.07	11 mm	14/32	03613
215	8.5	215	8.46	11 mm	14/32	03617
220	9	220	8.66	11 mm	14/32	03853

FITMENTS

Axle position indicated by "▲"



* "No bus shall be operated with regrooved, recapped or retreaded tires on the front wheels." US Code of Federal Regulations: Title 49, Transportation; Part 393.75.



TRAILWAY

MegaMile® Trailway is a trailer axle retread with good wet traction for use in line haul and regional applications.

POSITION

Trailer

APPLICATION

Regional / Line Haul / Urban

BENEFITS AND FEATURES

SPECIFICATIONS

Radial Only

SIZE		BASE WIDTH		TREAD DEPTH		MSPN
mm	std.	mm	in.	mm	in.	
205	8	205	8.07	10 mm	12/32	31517
210	8.5N	210	8.27	10 mm	12/32	09149
220	9	220	8.66	10 mm	12/32	26629
230	9.5	230	9.06	10 mm	12/32	77487
240	10.5	240	9.45	10 mm	12/32	31272

FITMENTS

Axle position indicated by "▲"



To learn more please contact your OLIVER Sales Representative or visit
www.megamileretreads.com

Oliver Rubber Company
One Parkway South
Greenville, SC 29602-9001
1-866-464-2580

An Equal Opportunity Employer.

Copyright © 2018 Oliver Rubber Company All rights reserved.

MegaMile® retreads are subject to a continuous development program. Oliver Rubber Company reserves the right to change product specifications at any time without notice or obligations.

MegaMile®

